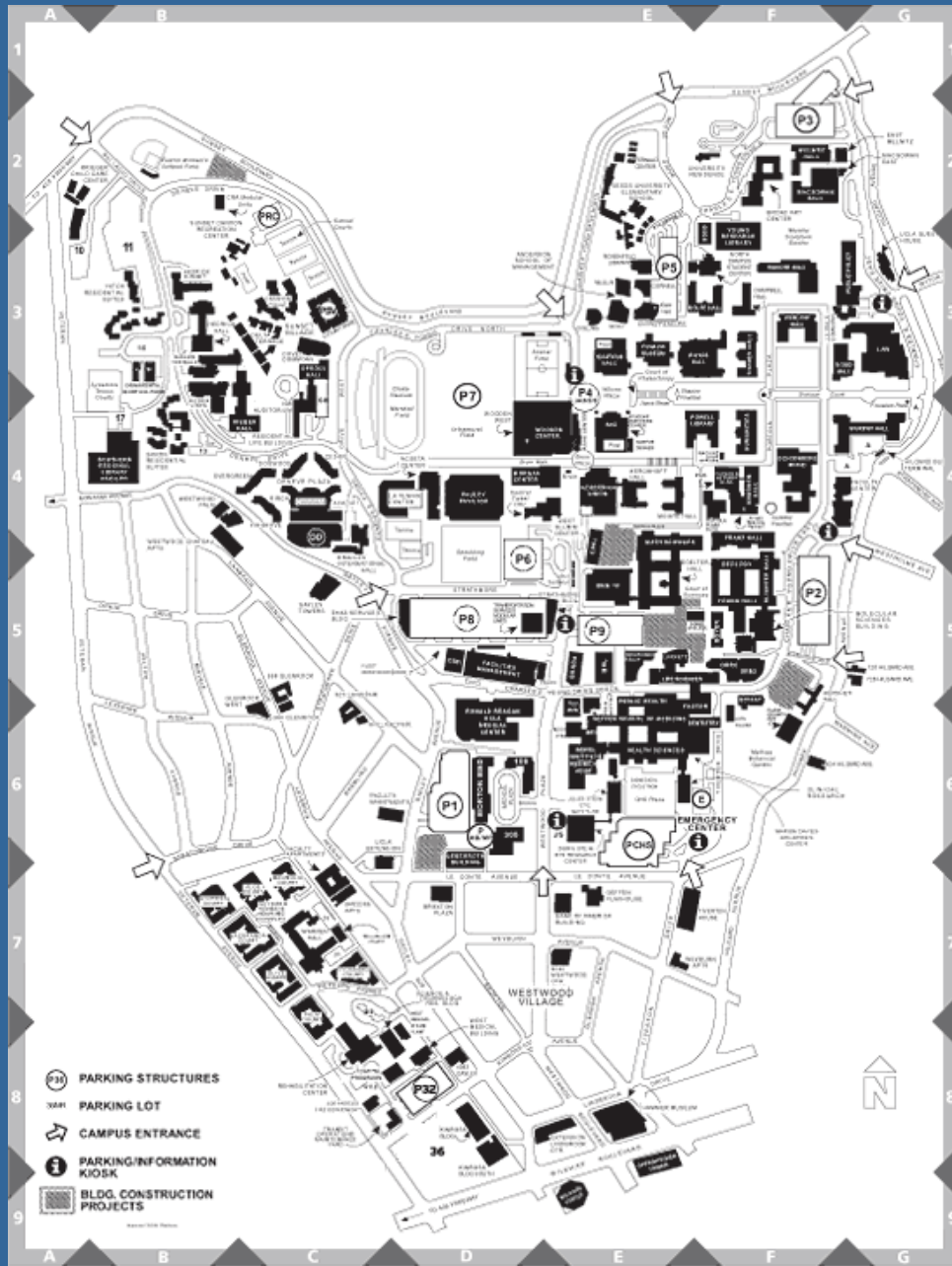


**The Management of Undergraduate
Course Offerings and the Rise of
Future Course**

Bob Cox

UCLA Office of Analysis and Information Management

California Association for Institutional Research
November 11, 2011 Rohnert Park





Something New Under the Sun

- The “Future Course Planner” at UCLA is
- A simple survey mechanism, built into
- Each student’s personal campus webpage
- (The MyUCLA semi-portal system) that
- Gathers information on course preferences
- Two or three terms in advance, to help
- Departments adjust section/seat offerings

Details to Follow, but First...

- What is the background story?
 - Why is this innovation needed now?
 - Where did the concept come from?
 - How was it vetted and approved?
 - How was it implemented?
-
- Let's step back two years to CAIR 2009

Shaken & Stirred

Depressed Conditions and New Engagements for Institutional Research

Bob Cox – UCLA

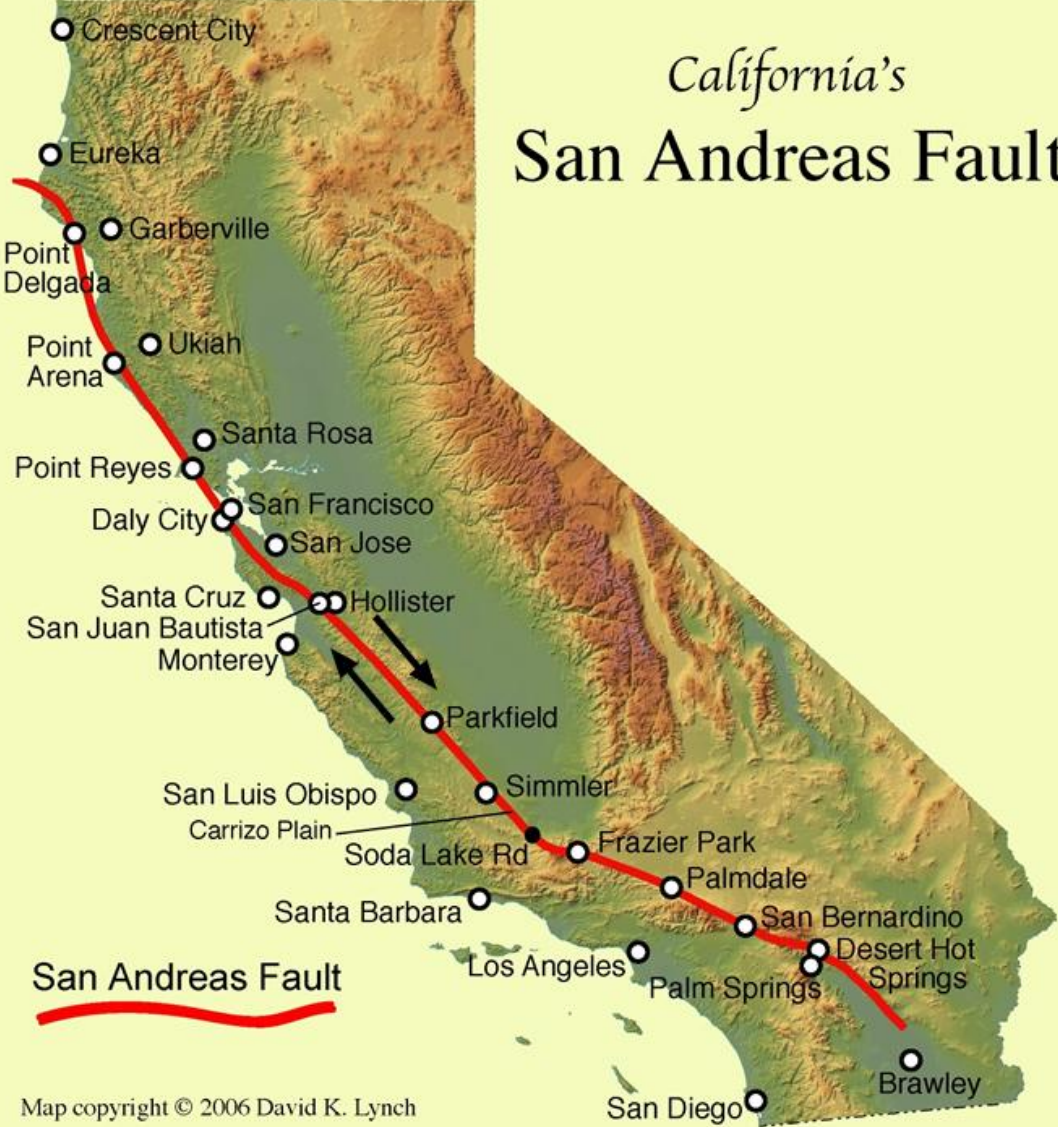
with special guest

Van Novack – Cal State Long Beach

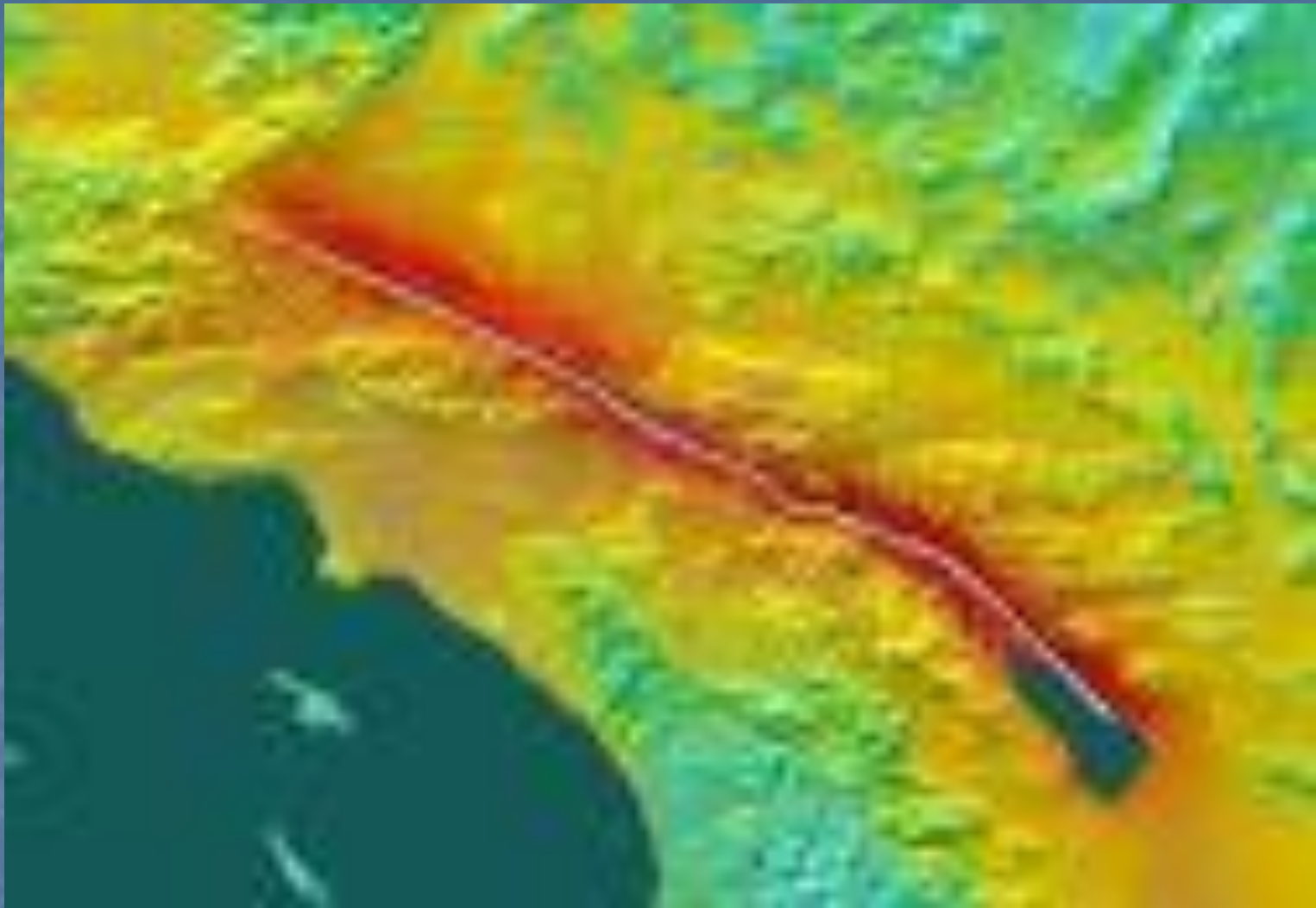
California Association for Institutional Research
November 20, 2009 Sacramento

Contact: rcox@ponet.ucla.edu

California's San Andreas Fault



Map copyright © 2006 David K. Lynch



First Signs - Spring 2007

- Problems with student access to "Writing II" classes
- College asks for course enrollment projections
- Class level push discovered ... trouble is real!
- Missing Link -- The "GE Seminar" requirement
- Too few "GE Seminar" classes
- Model retooled and refined ... train wreck ahead!
- College suspends "GE Seminar" requirement

Shaken - Summer 2008

- Financial news - cuts to academic unit budgets
- Enrollment news – projected 1,500 FTE over “budget”
- News from the Scheduling Office – cancelled classes
- News from Orientation – tight space at summer’s end
- **A Shocking Realization – for the first time in its history, UCLA may be at risk of entering a term in which there are not enough seats offered in classes to meet aggregate undergraduate demand**

Stirred - Summer 2008

- Step 1: Tapping into course scheduling system records of seats offered and seats filled in each and every undergraduate course on successive dates in advance of a future term
- A new data source for IR / Learning how to use it
- Step 2: Developing summary reports on the changing situation for campus leadership and detailed reports to managers responsible for course offerings
- Step 3: Projecting aggregate demand / Benchmarking proposed seat offerings against comparable past term seats offered and seats filled
- Managers use detailed reports to formulate temporary funding requests
- Funding distributed; most serious shortages and bottlenecks addressed

Seats Offered and Seats Filled in Undergraduate Primary Classes and Secondary Sections

Fall 2006 to Fall 2009 Third-Week Finals

Third Week Finals	Primary Classes				Headcount Enrollment	Per Capita Rates			Average Seats per Section			
	Seats Offered	Seats Filled	Seats Open	% Open		Seats Offered	Seats Filled	Seats Open	Sections Offered	Seats Offered	Seats Filled	Seats Open
Fall 2006	97,275	85,276	11,441	11.8	25,338	3.84	3.37	0.47	1,734	56.1	49.2	6.9
Fall 2007	98,130	86,474	11,656	11.9	25,780	3.81	3.35	0.45	1,661	59.1	52.1	7.0
Fall 2008	97,797	88,377	9,420	9.6	26,334	3.71	3.36	0.36	1,635	59.8	54.1	5.8
Fall 2009	98,118	89,298	8,820	9.0	26,442	3.71	3.38	0.33	1,570	62.5	56.9	5.6
Fall 2009 vs. Fall 2008	321	921			108				(65)		2.8	

Third Week Finals	Secondary Sections				Headcount Enrollment	Per Capita Rates			Average Seats per Section			
	Seats Offered	Seats Filled	Seats Open	% Open		Seats Offered	Seats Filled	Seats Open	Sections Offered	Seats Offered	Seats Filled	Seats Open
Fall 2006	54,856	50,642	4,229	7.7	25,338	2.16	2.00	0.17	2,267	24.2	22.3	1.9
Fall 2007	57,385	52,492	4,893	8.5	25,780	2.23	2.04	0.19	2,338	24.5	22.5	2.1
Fall 2008	58,413	54,593	3,820	6.5	26,334	2.22	2.07	0.15	2,353	24.8	23.2	1.6
Fall 2009	59,810	56,249	3,561	6.0	26,442	2.26	2.13	0.13	2,311	25.9	24.3	1.5
Fall 2009 vs. Fall 2008	1,397	1,656			108				(42)		1.1	

Excluded from the framework of this analysis are courses operating without fixed schedules or definite enrollment capacities -- such as independent study courses, most off-campus courses, Honors Contract courses numbered 89HC and 189HC, Student Research Program tutorials numbered 99, and all courses numbered 195 and above. Nursing and ROTC courses are also excluded.

Seats Offered and Seats Filled in Undergraduate Primary Classes and Secondary Sections
Fall 2007 - Fall 2008 - Fall 2009 Third-Week Finals

	Primary Class Sections				Secondary Sections				Seats Offered				Seats Filled (Course Enrollments)			
	Fall 2007	Fall 2008	Fall 2009	09 Net vs. 08	Fall 2007	Fall 2008	Fall 2009	09 Net vs. 08	Fall 2007	Fall 2008	Fall 2009	09 Net vs. 08	Fall 2007	Fall 2008	Fall 2009	09 Net vs. 08
HUMANITIES	536	505	469	(36)	364	339	347	8	18,543	18,454	17,820	(634)	16,522	16,663	15,864	(799)
LIFE SCIENCES	138	120	133	13	291	350	309	(41)	12,079	11,553	12,114	561	11,100	10,701	11,366	665
PHYSICAL SCIENCES	220	207	202	(6)	665	625	600	(25)	19,964	19,202	18,799	(403)	17,530	17,870	17,803	(67)
SOCIAL SCIENCES	264	292	270	(22)	521	559	546	(13)	22,308	23,638	23,222	(416)	20,745	22,345	21,854	(491)
INTERNATIONAL INSTITUTE	11	11	10	(1)	27	27	27	-	911	942	903	(39)	893	917	849	(68)
UG EDUCATION & IOE	37	38	38	(1)	100	99	116	17	2,436	2,805	3,145	340	2,270	2,586	2,827	241
COLLEGE	1,205	1,174	1,122	(52)	1,968	1,998	1,944	(54)	76,241	76,594	76,003	(591)	69,060	71,082	70,563	(519)
ENGINEERING	149	145	141	(4)	185	202	209	7	7,138	7,597	8,528	931	5,930	6,440	7,542	1,102
ARTS & ARCHITECTURE	153	147	152	5	88	68	73	5	7,546	6,052	6,245	193	5,740	4,722	5,031	309
THEATER, FILM, & TV	83	92	76	(16)	48	45	44	(1)	2,842	3,088	2,942	(146)	2,317	2,581	2,565	(16)
SCHOOLS with UG Majors	384	384	369	(15)	321	315	326	11	17,526	16,737	17,715	978	13,987	13,743	15,138	1,395
MANAGEMENT	19	18	19	1	18	18	18	-	1,806	1,800	1,851	51	1,543	1,394	1,360	(34)
EDUCATION & INFORMATION	21	25	20	(5)	29	22	23	1	1,044	1,128	904	(224)	756	905	801	(104)
PUBLIC HEALTH	16	15	17	3	-	-	-	-	821	836	816	(20)	637	731	783	52
PUBLIC AFFAIRS	6	9	8	(0)	3	-	-	-	369	395	482	87	306	348	425	77
MEDICINE	7	8	12	4	-	-	1	1	243	227	277	50	118	114	164	50
LAW	3	2	2	-	-	-	-	-	60	40	50	10	52	33	48	15
DENTISTRY	1	2	1	(1)	-	-	-	-	20	40	20	(20)	15	27	16	(11)
SCHOOLS w/o UG Majors	72	78	79	1	50	40	42	2	4,363	4,466	4,400	(66)	3,427	3,552	3,597	45
CAMPUS TOTAL	1,661	1,635	1,570	(65)	2,338	2,353	2,311	(42)	98,130	97,797	98,118	321	86,474	88,377	89,298	921

New Engagements 2008-09

- Course previews for upcoming terms now a standard issue
- Enrollment Planning Committee formed in the College to investigate and recommend measures to protect undergraduate access to courses and maintain high rates of academic progress
 - Many accomplishments during a year of work
 - Recommendations led to major overhaul of “enrollment priority” system
- Development of a wide variety of new reports in support of planning
 - Full-year course offerings
 - Multi-year course rotations
 - General Education course overviews
 - Identification of critical courses for entering freshmen and transfers
 - Term-by-term displays of instructor staffing patterns

Shaken & Stirred

Depressed Conditions and New Engagements for Institutional Research

Bob Cox – UCLA

with special guest

Van Novack – Cal State Long Beach

VIEW ENTIRE PRESENTATION ONLINE AT –

http://www.cair.org/conferences/cair2009/pres/Cox_Shaken%20and%20Stirred.pdf

2010-11 Earthquake Update

- Benchmarking for Bridge Funding
- Campus maintains performance levels
- Four-Year Grad Rate rises to 70%
- Minerva's Owl (sorry, no image)
- **IR** no longer stuck "In the **R**umbleseat"
- Strong engagement in operations
- Critical role in planning and funding

**Seats Offered and Seats Filled in Undergraduate Primary Classes and Secondary Sections
2007-08 to 2010-11 Academic Year Finals (Fall + Winter + Spring)**

Academic Year Finals	Primary Classes				3Q Avg. Headcount	Seats per Capita			Sections Offered	Seats per Section		
	Seats Offered	Seats Filled	Seats Open	% Open		Seats Offered	Seats Filled	Seats Open		Seats Offered	Seats Filled	Seats Open
2007-08	295,514	254,412	41,102	13.9	24,913	11.9	10.2	1.6	5,461	54.1	46.6	7.5
2008-09	294,339	259,730	34,609	11.8	25,464	11.6	10.2	1.4	5,200	56.6	50.0	6.7
2009-10	296,672	260,505	36,167	12.2	25,380	11.7	10.3	1.4	5,017	59.1	51.9	7.2
2010-11	294,500	255,564	38,936	13.2	24,891	11.8	10.3	1.6	4,949	59.5	51.6	7.9
2010-11 vs. 2009-10	(2,172)	(4,941)	2,769		(488)	0.1	0.0	0.1	(68)		(0.3)	

Academic Year Finals	Secondary Sections				3Q Avg. Headcount	Seats per Capita			Sections Offered	Seats per Section		
	Seats Offered	Seats Filled	Seats Open	% Open		Seats Offered	Seats Filled	Seats Open		Seats Offered	Seats Filled	Seats Open
2007-08	163,444	147,521	16,027	8.7	24,913	6.6	5.9	0.6	6,675	24.5	22.1	2.4
2008-09	166,363	153,261	12,905	6.1	25,464	6.5	6.0	0.5	6,655	25.0	23.0	1.9
2009-10	167,558	154,899	12,659	6.0	25,380	6.6	6.1	0.5	6,452	26.0	24.0	2.0
2010-11	171,978	156,269	15,709	6.3	24,891	6.9	6.3	0.6	6,505	26.4	24.0	2.4
2010-11 vs. 2009-10	4,420	1,370	3,050		(488)	0.3	0.2	0.1	54		0.0	

Excluded from the framework of this analysis are courses that operate without fixed schedules or definite enrollment capacities, such as independent study courses, off-campus courses, Honors Contract courses, SRP tutorials, and all courses numbered 195 and above. Nursing and ROTC are also excluded.

**Seats Offered and Seats Filled in Undergraduate Primary Classes and Secondary Sections
Fall 2007 to Spring 2011**

Seats Offered in Primary Class Sections

	07F	08W	08S	08F	09W	09S	09F	10W	10S	10F	11W	11S	07-08	08-09	09-10	10-11	1 Year Change
HUMANITIES	17,021	18,005	17,238	17,036	17,535	16,850	16,424	18,678	16,876	17,233	18,796	17,374	52,264	51,421	51,978	53,403	1,425
LIFE SCIENCES	12,079	11,421	10,950	11,553	11,894	11,259	12,114	12,376	10,604	11,291	11,642	11,023	34,450	34,706	35,094	33,956	(1,138)
PHYSICAL SCIENCES & ENVIRONMENT	20,075	20,260	17,396	19,594	20,018	16,787	19,350	19,143	17,666	19,039	20,027	18,071	57,731	56,399	56,159	57,137	978
SOCIAL SCIENCES	22,308	26,813	24,629	23,638	25,883	23,788	23,222	26,225	24,147	23,691	25,021	23,775	73,750	73,309	73,594	72,487	(1,107)
INTERNATIONAL INSTITUTE	911	495	534	942	587	487	903	577	495	691	597	452	1,940	2,016	1,975	1,740	(235)
UG EDUCATION	2,325	3,105	2,606	2,413	3,007	2,636	2,594	3,151	2,597	2,442	2,776	2,617	8,036	8,056	8,342	7,835	(507)
ENGLISH COMPOSITION & ESL	1,522	1,608	1,543	1,418	1,398	1,400	1,396	1,238	989	1,115	939	861	4,673	4,216	3,623	2,915	(708)
COLLEGE	76,241	81,707	74,896	76,594	80,322	73,207	76,003	81,388	73,374	75,502	79,798	74,173	232,844	230,123	230,765	229,473	(1,292)
ENGINEERING	7,138	6,561	6,861	7,597	7,644	7,795	8,528	8,168	8,062	8,762	8,217	8,043	20,560	23,036	24,758	25,022	264
ARTS & ARCHITECTURE	7,546	5,754	5,484	6,052	5,996	5,382	6,245	6,264	5,919	5,959	6,257	5,485	18,784	17,430	18,428	17,701	(727)
THEATER, FILM, & TV	2,852	2,966	3,941	3,088	3,161	3,335	2,942	3,216	3,160	2,887	2,951	3,193	9,759	9,584	9,318	9,031	(287)
GC SCHOOLS with UG Majors	17,538	15,281	16,296	16,737	16,801	16,512	17,715	17,648	17,141	17,608	17,425	16,721	49,103	50,050	52,504	51,754	(750)
MANAGEMENT	1,806	2,206	2,116	1,800	2,210	2,240	1,851	2,131	1,942	1,838	2,200	2,084	6,128	6,250	5,924	6,122	198
EDUCATION & INFORMATION	1,044	837	995	1,128	1,035	1,127	904	860	888	917	873	912	2,876	3,290	2,652	2,702	50
PUBLIC HEALTH	821	497	758	836	492	834	816	575	995	771	542	1,005	2,076	2,162	2,386	2,318	(68)
PUBLIC AFFAIRS	369	775	358	395	861	516	482	597	509	456	800	234	1,502	1,772	1,588	1,490	(98)
MEDICINE	243	236	300	227	93	212	277	161	212	150	113	298	779	532	650	561	(89)
LAW	60	106	-	40	20	40	50	53	60	40	-	20	166	100	163	60	(103)
DENTISTRY	20	20	-	40	20	-	20	-	20	20	-	-	40	60	40	20	(20)
SCHOOLS w/o UG Majors	4,363	4,677	4,527	4,466	4,731	4,969	4,400	4,377	4,626	4,192	4,528	4,553	13,567	14,166	13,403	13,273	(130)
CAMPUS TOTAL	98,140	101,665	95,709	97,797	101,854	94,686	98,118	103,413	95,141	97,302	101,751	95,447	295,514	294,339	296,672	294,500	(2,172)

Excluded from the framework of this analysis are courses that operate without fixed schedules or definite enrollment capacities, such as independent study courses, off-campus courses, Honors Contract courses, SRP tutorials, and all courses numbered 195 and above. Nursing and ROTC are also excluded.

Planned Growth PLUS!

- Planned for 5250 new freshmen Fall 2011
- But SIRs show many more are coming
- Actually enrolled 5825 (= last year +26%)
- Record number of Internationals
- Record number of Cal Residents
- Expanded responsibilities for Orientation
- Identification of “**CRITICAL COURSES**”

2012



© 2009 Sony Pictures Digital Inc. All Rights Reserved.

March 2011 – UAIF

- **UCLA Today**

- Apr 05, 2011 By Cynthia Lee

- **Funds redirected to maintain high quality of undergraduate education**

- **UCLA's largest incoming freshman class** projected to enroll this fall, senior leaders have taken steps to ensure that there will be enough seats for first-year students in **critically needed lower-division courses**, including General Education courses; skill courses such as composition, foreign languages and quantitative reasoning; and preparation classes for impacted majors.

-

- Chancellor Gene Block and Executive Vice Chancellor and Provost Scott Waugh have decided to convert temporary resources, known as **bridge funding**, to a new pool of funds to meet key student enrollment needs in both core lower- and upper-division courses for all undergraduates to make sure they can graduate in a timely manner.

-

- This new resource, called the **Undergraduate Academic Incentive Funds**, will also be used to provide seed funding for innovative projects that can potentially increase the efficiency of courses and curricula. Last year, roughly \$7 million in bridge funding was distributed.

-

- "Maintaining a high-quality undergraduate program is one of our highest priorities and these funds will support that goal," Waugh said. **Undergraduate Academic Incentive Funds (UAIF)** will be allocated annually after deans of the College of Letters and Science submit their requests each year for funding of courses they feel are critical to undergraduate education. Requests for funding for this year's allocation are due by April 11.





Seats Offered and Seats Filled in Undergraduate Primary Classes and Secondary Sections
Third-Week Finals Fall 2007 to Fall 2011

Third-Week Finals	Primary Classes				Headcount	Seats per Capita			Sections	Seats per Section		
	Seats	Seats	Seats	%		Seats	Seats	Seats		Seats	Seats	Seats
	Offered	Filled	Open	Open		Enrollment	Offered	Filled		Open	Offered	Offered
Fall 2007	98,269	86,603	11,666	11.9	25,928	3.79	3.34	0.45	1,681	58.5	51.5	6.9
Fall 2008	98,004	88,632	9,372	9.6	26,536	3.69	3.34	0.35	1,642	59.7	54.0	5.7
Fall 2009	98,663	89,742	8,921	9.0	26,687	3.70	3.36	0.33	1,579	62.5	56.8	5.6
Fall 2010	97,798	87,690	10,108	10.3	26,162	3.74	3.35	0.39	1,543	63.4	56.8	6.6
Fall 2011	105,650	92,286	13,364	12.6	27,199	3.88	3.39	0.49	1,605	65.8	57.5	8.3
vs. Fall 2010	7,852	4,596	3,256		1,037	0.15	0.04	0.10	62		0.7	

Third-Week Finals	Secondary Sections				Headcount	Seats per Capita			Sections	Seats per Section		
	Seats	Seats	Seats	%		Seats	Seats	Seats		Seats	Seats	Seats
	Offered	Filled	Open	Open		Enrollment	Offered	Filled		Open	Offered	Offered
Fall 2007	57,402	52,509	4,893	8.5	25,928	2.21	2.03	0.19	2,339	24.5	22.4	2.1
Fall 2008	58,234	54,658	3,576	6.1	26,536	2.19	2.06	0.13	2,357	24.7	23.2	1.5
Fall 2009	59,882	56,309	3,573	6.0	26,687	2.24	2.11	0.13	2,315	25.9	24.3	1.5
Fall 2010	59,798	56,028	3,770	6.3	26,162	2.29	2.14	0.14	2,276	26.3	24.6	1.7
Fall 2011	66,079	59,539	6,540	9.9	27,199	2.43	2.19	0.24	2,496	26.5	23.9	2.6
vs. Fall 2010	6,281	3,511	2,770		1,037	0.14	0.05	0.10	220		(0.8)	

Excluded from the framework of this analysis are courses that operate without fixed schedules or definite enrollment capacities, such as independent study courses, off-campus courses, Honors Contract courses, SRP tutorials, and all courses numbered 195 and above. ROTC courses are also excluded.

Critical Courses to Support the Expansion of Freshman Access to UCLA in Fall 2011
Primary Class Sections, Seats Offered, and Seats Filled -- Fall 2011 Compared to Fall 2010
by Academic Unit and by GE Foundation Area

ACADEMIC UNIT	Primary Classes			Seats Offered			Percent	Seats Filled			Percent
	Fall 2010	Fall 2011	Gain	Fall 10	Fall 11	Gain	Gain	Fall 2010	Fall 2011	Gain	Gain
Humanities	50	55	6	5,011	6,754	1,743	35	4,897	5,996	1,099	22
Life Sciences	14	18	4	3,183	4,509	1,326	42	3,133	4,258	1,125	36
Physical Sciences	77	85	8	12,204	14,070	1,866	15	11,970	13,029	1,059	9
Social Sciences	31	33	2	7,448	8,539	1,091	15	7,215	7,557	342	5
GE Clusters	9	9	-	1,932	2,044	112	6	1,890	1,788	(102)	(5)
English Composition and ESL	48	63	15	1,035	1,282	247	24	1,019	1,271	252	25
Other College	3	4	1	409	376	(33)	(8)	382	363	(19)	(5)
College	231	267	36	31,222	37,574	6,352	20	30,506	34,262	3,756	12
SEAS	5	3	(2)	401	408	7	2	368	404	36	10
SOAA	9	9	-	1,303	1,538	235	18	1,285	1,445	160	12
STFT	2	2	-	286	413	127	44	286	410	124	43
Others	-	-	-	-	-	-	-	-	-	-	-
Schools	15	13	(2)	1,990	2,359	369	19	1,939	2,259	320	17
All Critical Courses	246	280	34	33,212	39,933	6,721	20.2	32,445	36,521	4,076	12.6

GE FOUNDATION AREA	Primary Classes			Seats Offered			Percent	Seats Filled			Percent
	Fall 2010	Fall 2011	Gain	Fall 2010	Fall 2011	Gain	Gain	Fall 2010	Fall 2011	Gain	Gain
Literary & Cultural Analysis (LC)	38	41	3	5,011	5,936	925	18	4,881	5,157	276	6
Philosophical & Linguistic Analysis (PL)	13	13	-	1,849	2,606	757	41	1,809	2,494	685	38
Visual & Performance Arts A&P (VP)	17	19	2	3,302	4,660	1,358	41	3,228	4,181	953	30
Historical Analysis (HA)	20	26	6	4,194	5,373	1,179	28	4,152	4,519	367	9
Social Analysis (SA)	31	31	-	6,428	7,208	780	12	6,247	6,630	383	6
Life Science (LS)	20	25	5	4,443	5,457	1,014	23	4,373	5,068	695	16
Physical Science (PS)	41	45	4	8,010	9,138	1,128	14	7,808	8,266	458	6
Foundations / Arts & Humanities (unduplicated)	57	65	8	8,280	10,896	2,616	32	8,105	9,748	1,643	20
Foundations / Society & Culture (unduplicated)	46	50	4	9,240	10,947	1,707	18	9,039	9,727	688	8
Foundations / Scientific Inquiry (unduplicated)	52	60	8	10,721	12,633	1,912	18	10,454	11,568	1,114	11
All GE Courses (unduplicated)	134	147	13	24,611	29,298	4,687	19.0	24,047	26,463	2,416	10.0
Other Critical Courses -- Not GE	112	133	21	8,601	10,635	2,034	23.6	8,398	10,058	1,660	19.8
All Critical Courses	246	280	34	33,212	39,933	6,721	20.2	32,445	36,521	4,076	12.6

Critical Courses to Support the Expansion of Freshman Access to UCLA in Fall 2011

Detailed Information on 186 Critical Courses Offered in Fall 2010 or Fall 2011

GE Foundation Areas -- Sections Offered, Seats Offered, and Seats Filled -- Fall 2011 Compared to Fall 2010
Number and Proportion of Seats Managed This Year by Arrangement with New Student & Transition Programs (NSTP)

COURSE	SHORT TITLE	GE Foundation Areas						Sections Offered			Seats Offered			Seats Filled			NSTP Seats								
		LC	PL	VP	HA	SA	LS	Fall 10	Fall 11	vs. 10F	Fall 10	Fall 11	vs. 10F	Fall 10	Fall 11	vs. 10F	Seats	% Offered	% Filled						
ANN EA	0010W	JERUSALEM-HOLY CITY	LC			HA							1.0	1.0	-	87	112	25	87	112	25	60	54	54	
APPLING	0010W	LANGUAGE IN ACTION		PL									1.0	1.0	-	25	66	41	25	66	41	33	50	50	
ART HIS	0050	ANCIENT ART	LC		VP	HA							1.0	1.0	-	280	360	80	280	335	55	200	56	60	
ART HIS	0055A	INTRO-AFRICAN ARTS												1.0	1.0	1.0	-	345	345	-	262	262	180	52	68
ART HIS	0056A	ARTS-INDIA&E ASIA	LC		VP	HA	SA						1.0		(1.0)	282	-	(282)	282	-	(282)				
ASIAN	0060W M	INTRO TO BUDDHISM	LC										1.0	0.5	(0.5)	44	38	(6)	44	38	(6)	17	45	45	
CLASSIC	0020	DISCOVERING ROMANS	LC			HA							1.0	1.0	-	303	352	49	303	349	46	150	43	43	
CLASSIC	0042	CINEMA&ANCIENT WRLD	LC		VP								1.0		(1.0)	150	-	(150)	136	-	(136)				
CLASSIC	0051B	ART&ARCHL-ANCT ROME	LC										1.0	1.0	1.0	-	300	300	-	259	259	100	33	39	
CLASSIC	0148	EARLY GRK MED&THGHT	LC	PL									1.0		(1.0)	50	-	(50)	50	-	(50)				
CLASSIC	0185	ENGLISH VOCABULARY		PL									1.0		(1.0)	60	-	(60)	60	-	(60)				
COM LIT	0001B	WRD LIT-MID AGE-17C	LC										1.0		(1.0)	80	-	(80)	75	-	(75)				
COM LIT	0002AW	SRV-LT-ANTQ-MID AGE	LC										1.0	1.0	-	86	120	34	86	95	9	50	42	53	
COM LIT	0002BW	SRV-LT-MID AGE-17C	LC										1.0	1.0	1.0	-	100	100	-	40	40	50	50	125	
COM LIT	0002CW	SRV-LIT-ENLTMNT-20C	LC										1.0		(1.0)	121	-	(121)	121	-	(121)				
COM LIT	0004AW	ANTIQTY TO MID AGES	LC										1.0	1.0	1.0	-	25	25	-	25	25	-	-	-	
COM LIT	0004BW	MIDDLE AGES TO 17C	LC										1.0	1.0	-	24	25	1	20	21	1	-	-	-	
COM LIT	0004CW	ENLITNMNT TO 20TH C	LC										2.0	3.0	1.0	55	75	20	44	65	21	-	-	-	
COM LIT	0004DW	GREAT BOOKS	LC										3.0	4.0	1.0	75	100	25	75	91	16	-	-	-	
ENGL	0004W	CRIT READ & WRITE					NOT GE						12.0	12.0	-	245	244	(1)	243	242	(1)	-	-	-	
ENGL	0010A	ENGL LIT TO 1660	LC										1.0	1.0	-	160	160	-	144	135	(9)	-	-	-	
ENGL	0080	MAJOR AMER AUTHORS	LC										1.0	1.0	1.0	-	68	68	-	68	68	120	176	176	
ENGL	0085	AMERICAN NOVEL	LC										1.0	1.0	-	280	320	40	266	191	(75)	320	100	168	
ENGL	0090	SHAKESPEARE	LC										1.0		(1.0)	80	-	(80)	78	-	(78)				
ENGL	0091C	INTRO TO FICTION	LC										1.0	1.0	1.0	-	80	80	-	67	67	80	100	119	
FRNCH	0041	FRENCH CINEMA&CULTR	LC			VP							1.0	1.0	-	180	180	-	168	177	9	-	-	-	
GERMAN	0056	FIGURES-CHANG WORLD	LC	PL			HA						1.0	1.0	1.0	-	120	120	-	117	117	60	50	51	
GERMAN	0061C	CULTURE-VIENNA	LC				HA						1.0	1.0	1.0	-	120	120	-	93	93	-	-	-	
ITALIAN	0050A	LIT-MID AGES-BAROQE	LC										1.0		(1.0)	60	-	(60)	52	-	(52)				
ITALIAN	0050B	LIT-ENLGHNT-MODERNTY	LC										1.0	1.0	1.0	-	60	60	-	53	53	-	-	-	
JAPAN	0050	JAPANESE CIVILIZATN	LC										1.0	1.0	-	200	200	-	200	169	(31)	100	50	59	
JAPAN	0070	IMAGES OF JAPAN	LC										1.0	1.0	-	50	50	-	49	49	-	24	48	48	
LGST5	0114 M	LS&N&GAY&BS&X&TRNGND	LC				SA						0.5	0.5	-	56	84	28	56	84	28	33	33	33	
LGST5	0137 M	GAY&LS&N POP MUSIC			VP		HA	SA					0.5	0.5	1.0	-	44	44	-	44	44	20	45	45	
LING	0001	INTR-STUDY-LANGUAGE		PL									1.0	2.0	1.0	378	435	57	378	435	57	240	55	55	
LING	0020	INTRO TO LINGUISTCS		PL				LS					1.0	1.0	-	120	120	-	120	116	(4)	102	85	88	

BIG SUCCESS IN FALL 2011

- Seats offered in All UG Primaries **UP 8%**
- Primary classes per capita **UP to 3.39**
- Seats offered in Critical Courses **UP 20.2%**
- Seats filled in Critical Courses **UP 12.6%**
- Seats added in **ALL** Divisions and GE areas
- New Student program manages **15K** seats

Meanwhile – Non-Res Planning

- Non-Res Enrollment Workgroup (2009-10)
- Target Set: Add 2400 Non-Res by 2013-14
- From 9% to 18% of Enrolled Undergrads
- **While maintaining Cal Resident access**
- Non-Res Implementation Task Force
- Outreach / Services / Academic Programs
- Multiple Incubators for Innovation


“Information Flow” Subgroup

- Active Faculty Leadership
- “Maybe too many IR reports, not too few”
- Hitting the limit on looking backward?
- But how else can we see and plan ahead?
- **BY MAKING STUDENTS PART OF THE PROCESS**
- **& BUILDING UPON EXISTING, PROVEN ASSETS**
 - The Tentative Schedule of Classes and...
 - The MyUCLA student semi-portal system
- Pausing for a beat to appreciate a surprising quality of...
- The UCLA Non-Res Enrollment Planning Process

Eine Kleine Nachtmusik

- In [mathematics](#), the **Klein bottle** ([/'klaɪn/](#)) is a non-[orientable surface](#), informally, a surface (a two-dimensional [manifold](#)) in which notions of left and right cannot be consistently defined. Other related non-orientable objects include the [Möbius strip](#) and the [real projective plane](#). Whereas a Möbius strip is a [surface with boundary](#), a Klein bottle has no boundary.
- The Klein bottle was first described in 1882 by the [German](#) mathematician [Felix Klein](#). It is sometimes claimed that it was originally named the *Kleinsche Fläche* "Klein surface" and that this was incorrectly interpreted as *Kleinsche Flasche* "Klein bottle," which ultimately led to the adoption of this term in the German language as well.^[1]





The MyUCLA Class Planner and Future Course Planner Enhancements

Chris Spreitzer

Director, Educational Information Technology

UCLA Departmental Counselors and Campus Advisors

Fall Quarter Meeting

November 1, 2011

Student View 1

- Existing Class Planner as of Spring 2011

The screenshot shows a web-based class planner interface. At the top, there is a navigation bar with a logo on the left and a user profile 'Hirning, John' on the right. Below the navigation bar, there is a header section with the title 'CLASS PLANNER FOR SPRING 2011' and a dropdown menu set to 'SPRING 2011'. Underneath the header, there are links for 'Plan', 'Search', 'Links', 'About', and 'URSA'. A status bar indicates 'Plan: 5/12/11 1:23 PM' with an edit icon. Below this, a message states 'This plan is empty.' The main content is a calendar grid for 'Spring 2011' with columns for 'Monday', 'Tuesday', 'Wednesday', 'Thursday', and 'Friday'. The rows represent time slots from 8^{AM} to 1⁰⁰. The grid is currently empty.

[sample reboot.ini message text on paris]

Features WebMail Quicklinks Help Logout Hirning, John

CLASS PLANNER FOR SPRING 2011 SPRING 2011

Plan Search Links About URSA

Plan: 5/12/11 1:23 PM

This plan is empty.

Spring 2011

	Monday	Tuesday	Wednesday	Thursday	Friday
8 ^{AM}					
9 ⁰⁰					
10 ⁰⁰					
11 ⁰⁰					
12 ^{PM}					
1 ⁰⁰					

Student View 2

- New version shows options for Summer 2011, Fall 2011 & FUTURE COURSES Winter 2012 and Spring 2012

[sample reboot.ini message text on paris]

CLASS PLANNER FOR FALL 2011 SUMMER 2011 FALL 2011 WINTER 2012 ! SPRING 2012 !

Plan Search Links About URSA

• You have not yet indicated
• You have not yet indicated

Plan: 5/27/11 5:41 PM ✎

This plan is empty.

Fall 2011

	Monday	Thursday	Friday
8 ^{AM}			
9 ⁰⁰			
10 ⁰⁰			
11 ⁰⁰			
12 ^{PM}			
1 ⁰⁰			

About Class Planner

Class Planner is designed to help you formulate your study list for a term. It uses the same information and search features as the Schedule of Classes. You can create a single plan or multiple plans and save each of them. When your appointment time begins, you can use the plan to enroll in your classes through URSA.

Navigation
Click on the navigation tabs to see the features under each option (**Plan, Search, & Links**). Use the **Plan** tab to create, save, or load a previous plan. You can also increase or decrease the size of the display grid.

The **Search** tab allows you to **Add a Class to Plan** and use specialized search features. In addition, you can also add **Personal Entries** e.g., work schedule, Dr's appt, etc. When you **Add a Class to Plan**, it is displayed on the grid. To delete a class or change a section, use the **Class List** below the grid.

The **Links** tab connects you to important information about classes such as Writing I and II lists, Impacted Classes, and Contract Courses.

Enrollment
After you have created your plan, you can use the Class Planner to link to URSA and enroll in your classes during your assigned enrollment appointment time.

If you enroll through URSA and the class was not in your plan, it will show in a list below your plan. To keep your enrollment in sync, you may want to add this class to your plan. Remember, the MyUCLA *Class Planner* is used to help you formulate your enrollment for a term and provides a link to URSA to **add** classes. You cannot drop, exchange, or change units or credit detail through the Class Planner. You must use URSA for those enrollment functions.

Remember to always check your official study list on URSA after you make enrollment changes and definitely by the end of the second week of the term.

Student View 3

- Class Planning complete for Fall 2111, but no FUTURE COURSE activity

My Hirning, John

Features WebMail Quicklinks Help Logout

[sample reboot.ini message text on paris]

CLASS PLANNER FOR FALL 2011 SUMMER 2011 FALL 2011 WINTER 2012 ! SPRING 2012 !

Plan Search Links About URGA

- You have not yet indicated the courses you wish to take in **Spring 2012** (why?)
- You have not yet indicated the courses you wish to take in **Winter 2012** (why?)

Why Create a Future Course Plan?

It is important for you to indicate the courses you wish to take in future terms. This information will be used by the departments to determine which classes to offer and also in what capacity.

Plan: 5/27/11 5:41 PM* ✖

This plan has not been saved.

	Monday	Tuesday	Wednesday	Thursday	Friday
8 ^{AM}			MIL SCI 11 LEC 1 BOELTER 5273		
9 ⁰⁰	HUM GEN M207A LEC 1 HLTHSCI AV139		HUM GEN M207A LEC 1 HLTHSCI AV139		
10 ⁰⁰					
11 ⁰⁰					
12 ^{PM}	ARABIC 102A LEC 1 PUB AFF 2214		ARABIC 102A LEC 1 PUB AFF 2214		ARABIC 102A LEC 1 ROLFE 3134
1 ⁰⁰					

Del	Swap	SRS	Class	Time	Room	Instructor	Final	Units	Class Status	Enrollment Status
Classes in your plan										
✖	⊕	287323200	ARABIC 102A LEC 1	MW 12:00 PM - 1:50 PM F 12:00 PM - 1:50 PM	PUB AFF 2214 ROLFE 3134	SOULAIMANI, D.		5	Closed	
✖	⊕	676042200	HUM GEN M207A LEC 1	MW 9:00 AM - 10:50 AM	HLTHSCI AV139	SINSHEIMER, J.S.		4	Closed	
✖	⊕	277032200	MIL SCI 11 LEC 1	W 8:00 AM - 8:50 AM	BOELTER 5273	KIM, S.Y.		2	Closed	

Student View 4

- The new “More Terms” menu and the “Enroll Now!” link.

[sample reboot.ini message text on paris]

CLASS PLANNER FOR SPRING 2011 Summer 2011 Fall 2011 Winter 2012 ! Spring 2012 ! ▼ More Terms

Plan Search Links About URSA

- You have not yet indicated the courses you wish to take in [Spring 2012](#) (why?)
- You have not yet indicated the courses you wish to take in [Winter 2012](#) (why?)

Plan: 6/7/11 4:25 PM ✎

This plan has not been saved.

Spring 2011

	Monday	Tuesday	Wednesday	Thursday	Friday
8 ^{AM}					
9 ⁰⁰					AERO ST Z LAB 1 SAC 120P
10 ⁰⁰					AERO ST Z LAB 1 MOORE 100
11 ⁰⁰					
12 ^{PM}					
1 ⁰⁰					

Del	Swap	SRS	Class	Time	Room	Instructor	Final	Units	Class Status	Enrollment Status
✗		Classes in your plan								
✗	+	102005200	AERO ST Z LAB 1	F 9:00 AM - 9:50 AM F 10:00 AM - 12:50 PM	SAC 120P MOORE 100	GRADY, J.A.			Open	Enroll Now!

Student View 5

- Future Course Planner – Select subject area (Winter 2012)

The screenshot shows the 'Future Course Planner' interface for Winter 2012. At the top, there is a navigation bar with 'Features', 'WebMail', 'Quicklinks', 'Help', and 'Logout'. The user's name 'Hirning, John' is displayed in the top right. Below the navigation bar, there is a section for 'FUTURE COURSE PLANNER FOR WINTER 2012' with tabs for 'SUMMER 2011', 'FALL 2011', 'WINTER 2012 !', and 'SPRING 2012 !'. The 'WINTER 2012 !' tab is selected. Below the tabs, there are links for 'Plan', 'Search', 'Links', 'About', and 'URSA'. A message indicates that the user has not yet indicated courses for Spring 2012 and Winter 2012. The main section is titled 'Future Course Plan: Winter 2012' and contains instructions on how to select and rank courses. Below the instructions, there is a table with two columns: 'Tentative Course Offerings' and 'Selected Courses'. The 'Tentative Course Offerings' column has a dropdown menu with the text '- Select a Subject Area -'. The 'Selected Courses' column shows 'No courses selected'.

[sample reboot.ini message text on paris]

FUTURE COURSE PLANNER FOR WINTER 2012 **SUMMER 2011** **FALL 2011** **WINTER 2012 !** **SPRING 2012 !**

Plan Search Links About URSA

- You have not yet indicated the courses you wish to take in [Spring 2012](#) (why?)
- You have not yet indicated the courses you wish to take in [Winter 2012](#) (why?)

Future Course Plan: Winter 2012

Select up to five (5) courses from the tentative offerings below. Rank in order of preference by clicking on the up and down arrows. Click the (X) to remove a class from the list. Your choices (including your rankings) will help departments decide which courses are most important for you. MyUCLA saves your choices, and if the classes are offered, you can use the Class Optimizer in the Class Planner to find possible schedules in the upcoming term.

You may come back and alter your course preferences through September 1 for Winter 2012 term.

Tentative Course Offerings	Selected Courses
- Select a Subject Area -	No courses selected

Student View 6

- Future Course Planner– Select Ancient Near East subject area

The screenshot shows the 'Future Course Planner' interface. At the top, there is a navigation bar with 'Features', 'WebMail', 'Quicklinks', 'Help', and 'Logout'. The user's name 'Hirning, John' is displayed. Below this, there are tabs for 'SUMMER 2011', 'FALL 2011', 'WINTER 2012 !', and 'SPRING 2012 !'. The 'WINTER 2012' tab is active. Underneath, there are links for 'Plan', 'Search', 'Links', 'About', and 'URSA'. A message states: 'You have not yet indicated the courses you wish to take in Spring 2012 (why?)' and 'You have not yet indicated the courses you wish to take in Winter 2012 (why?)'. The 'Future Course Plan: Winter 2012' section includes instructions on how to select and rank courses. Below this, there are two columns: 'Tentative Course Offerings' and 'Selected Courses'. The 'Tentative Course Offerings' column has a dropdown menu set to 'ANCIENT NEAR EAST'. The 'Selected Courses' column shows 'No courses selected'. A table lists various course offerings with their IDs and titles, and an 'add' button for each.

[sample reboot.ini message text on paris]

FUTURE COURSE PLANNER FOR WINTER 2012 **SUMMER 2011** **FALL 2011** **WINTER 2012 !** **SPRING 2012 !**

Plan Search Links About URSA

- You have not yet indicated the courses you wish to take in [Spring 2012](#) (why?)
- You have not yet indicated the courses you wish to take in [Winter 2012](#) (why?)

Future Course Plan: Winter 2012

Select up to five (5) courses from the tentative offerings below. Rank in order of preference by clicking on the up and down arrows. Click the (X) to remove a class from the list. Your choices (including your rankings) will help departments decide which courses are most important for you. MyUCLA saves your choices, and if the classes are offered, you can use the Class Optimizer in the Class Planner to find possible schedules in the upcoming term.

You may come back and alter your course preferences through September 1 for Winter 2012 term.

Tentative Course Offerings **Selected Courses**

ANCIENT NEAR EAST *No courses selected*

Course	Course Title	
AN N EA 10W	Jerusalem: Holy City	add
AN N EA M103A	Ancient Egyptian Civilization	add
AN N EA M104B	Sumerians	add
AN N EA 120A	Elementary Ancient Egyptian	add
AN N EA 123A	Coptic	add
AN N EA M125B	Digital Cultural Mapping Core Course B: Google Earth, Geographic Information Systems, Hypercities,...	add
AN N EA 130	Ancient Egyptian Religion	add
AN N EA 150A	Survey of Ancient Near Eastern Literatures in English: Mesopotamia	add
AN N EA 240A	Seminar: Sumerian Language and Literature	add
AN N EA 260	Seminar: Ancient Near Eastern Archaeology	add
AN N EA 263	Seminar: Egyptian Monuments	add

Student View 7

- Future Course Planner – One course added

The screenshot shows a web interface for a course planner. At the top, there is a navigation bar with links for Features, WebMail, Quicklinks, Help, and Logout, and a user name 'Hirning, John'. Below this is a header for 'FUTURE COURSE PLANNER FOR WINTER 2012' with tabs for SUMMER 2011, FALL 2011, WINTER 2012 (selected), and SPRING 2012. A message states: 'You have not yet indicated the courses you wish to take in Spring 2012 (why?)'. The main section is titled 'Future Course Plan: Winter 2012' and contains instructions on how to select and rank courses. Below the instructions is a 'Tentative Course Offerings' section with a dropdown menu showing 'ANCIENT NEAR EAST'. To the right is a 'Selected Courses' section with a table showing one selected course: AN N EA 130. At the bottom is a table of course offerings with columns for Course ID, Course Title, and an 'add' button.

[sample reboot.ini message text on paris]

FUTURE COURSE PLANNER FOR WINTER 2012 SUMMER 2011 FALL 2011 **WINTER 2012 ✓** SPRING 2012 !

Plan Search Links About URSA

- You have not yet indicated the courses you wish to take in [Spring 2012](#) (why?)

Future Course Plan: Winter 2012

Select up to five (5) courses from the tentative offerings below. Rank in order of preference by clicking on the up and down arrows. Click the (X) to remove a class from the list. Your choices (including your rankings) will help departments decide which courses are most important for you. MyUCLA saves your choices, and if the classes are offered, you can use the Class Optimizer in the Class Planner to find possible schedules in the upcoming term.

You may come back and alter your course preferences through September 1 for Winter 2012 term.

Tentative Course Offerings **Selected Courses**

ANCIENT NEAR EAST

Course	Course Title	
AN N EA 10W	Jerusalem: Holy City	add
AN N EA M103A	Ancient Egyptian Civilization	add
AN N EA M104B	Sumerians	add
AN N EA 120A	Elementary Ancient Egyptian	add
AN N EA 123A	Coptic	add
AN N EA M125B	Digital Cultural Mapping Core Course B: Google Earth, Geographic Information Systems, Hypercities,...	add
AN N EA 130	Ancient Egyptian Religion	add
AN N EA 150A	Survey of Ancient Near Eastern Literatures in English: Mesopotamia	add
AN N EA 240A	Seminar: Sumerian Language and Literature	add
AN N EA 260	Seminar: Ancient Near Eastern Archaeology	add
AN N EA 263	Seminar: Egyptian Monuments	add

Rank Course

1 AN N EA 130 X ▲ ▼

Student View 8

- Future Course Planner – Several courses added

The screenshot shows the MyUCLA Future Course Planner interface. At the top, there is a navigation bar with 'MyUCLA' logo and links for 'Features', 'WebMail', 'Quicklinks', 'Help', and 'Logout'. The user's name 'Hirning, John' is displayed in the top right. Below the navigation bar, there is a header for 'FUTURE COURSE PLANNER FOR WINTER 2012' with tabs for 'SUMMER 2011', 'FALL 2011', 'WINTER 2012' (selected with a green checkmark), and 'SPRING 2012' (with a red exclamation mark). A secondary navigation bar includes 'Plan', 'Search', 'Links', 'About', and 'URSA'. A message states: 'You have not yet indicated the courses you wish to take in Spring 2012 (why?)'. The main section is titled 'Future Course Plan: Winter 2012' and contains instructions: 'Select up to five (5) courses from the tentative offerings below. Rank in order of preference by clicking on the up and down arrows. Click the (X) to remove a class from the list. Your choices (including your rankings) will help departments decide which courses are most important for you. MyUCLA saves your choices, and if the classes are offered, you can use the Class Optimizer in the Class Planner to find possible schedules in the upcoming term. You may come back and alter your course preferences through September 1 for Winter 2012 term.'

The interface is divided into two main columns: 'Tentative Course Offerings' and 'Selected Courses'. The 'Tentative Course Offerings' column has a dropdown menu set to 'MERCED' and a table of available courses:

Course	Course Title	
UCM 10	Visitor at UCM	add
UCM 20	Visitor from UCM	add

The 'Selected Courses' column displays a list of five courses with their ranks, names, and control icons (X, up arrow, down arrow):

Rank	Course			
1	AN N EA 130	X	▲	▼
2	CIVIC M194	X	▲	▼
3	NAV SCI 20B	X	▲	▼
4	YIDDSH 102B	X	▲	▼
5	UCM 10	X	▲	▼

Student View 9

- Future Course Planner – Course ranks adjusted

The screenshot shows the MyUCLA Future Course Planner interface. At the top, there is a navigation bar with links for Features, WebMail, Quicklinks, Help, and Logout. The user's name, Hirning, John, is displayed in the top right. Below the navigation bar, there is a section for the Future Course Planner for Winter 2012. The interface includes tabs for Plan, Search, Links, About, and URSA. A message indicates that the user has not yet indicated the courses they wish to take in Spring 2012. The main section is titled "Future Course Plan: Winter 2012" and contains instructions for selecting and ranking courses. Below the instructions, there are two tables: "Tentative Course Offerings" and "Selected Courses".

[sample reboot.ini message text on paris]

FUTURE COURSE PLANNER FOR WINTER 2012 SUMMER 2011 FALL 2011 **WINTER 2012** ✓ SPRING 2012 !

Plan Search Links About URSA

- You have not yet indicated the courses you wish to take in [Spring 2012](#) (why?)

Future Course Plan: Winter 2012

Select up to five (5) courses from the tentative offerings below. Rank in order of preference by clicking on the up and down arrows. Click the (X) to remove a class from the list. Your choices (including your rankings) will help departments decide which courses are most important for you. MyUCLA saves your choices, and if the classes are offered, you can use the Class Optimizer in the Class Planner to find possible schedules in the upcoming term.

You may come back and alter your course preferences through September 1 for Winter 2012 term.

Tentative Course Offerings			Selected Courses	
MERCED			Rank	Course
1	YIDDSH 102B	X ▲ ▼	1	YIDDSH 102B X ▲ ▼
2	AN N EA 130	X ▲ ▼	2	AN N EA 130 X ▲ ▼
3	NAV SCI 20B	X ▲ ▼	3	NAV SCI 20B X ▲ ▼
4	CIVIC M194	X ▲ ▼	4	CIVIC M194 X ▲ ▼
5	UCM 10	X ▲ ▼	5	UCM 10 X ▲ ▼

Course	Course Title	
UCM 10	Visitor at UCM	add
UCM 20	Visitor from UCM	add

Student View 10

- Future Course Planner – One course removed

The screenshot shows the 'Future Course Planner' interface for Winter 2012. At the top, there is a navigation bar with 'MyUCLA' logo, 'Features', 'WebMail', 'Quicklinks', 'Help', and 'Logout'. The user's name 'Hirning, John' is displayed on the right. Below the navigation bar, there is a header for 'FUTURE COURSE PLANNER FOR WINTER 2012' with tabs for 'SUMMER 2011', 'FALL 2011', 'WINTER 2012' (selected), and 'SPRING 2012'. A message states: 'You have not yet indicated the courses you wish to take in Spring 2012 (why?)'. The main section is titled 'Future Course Plan: Winter 2012' and contains instructions: 'Select up to five (5) courses from the tentative offerings below. Rank in order of preference by clicking on the up and down arrows. Click the (X) to remove a class from the list. Your choices (including your rankings) will help departments decide which courses are most important for you. MyUCLA saves your choices, and if the classes are offered, you can use the Class Optimizer in the Class Planner to find possible schedules in the upcoming term. You may come back and alter your course preferences through September 1 for Winter 2012 term.'

The interface is divided into two main columns: 'Tentative Course Offerings' and 'Selected Courses'. The 'Tentative Course Offerings' column has a dropdown menu set to 'MERCED' and a table of course offerings:

Course	Course Title	
UCM 10	Visitor at UCM	add
UCM 20	Visitor from UCM	add

The 'Selected Courses' column shows a list of four courses with their ranks, course names, and controls (X, up arrow, down arrow):

Rank	Course			
1	YIDDSH 102B	X	▲	▼
2	AN N EA 130	X	▲	▼
3	NAV SCI 20B	X	▲	▼
4	UCM 10	X	▲	▼

Student View 11

- Future Course Planner – All terms show activity

The screenshot shows a web interface for a 'Future Course Planner'. At the top, there is a navigation bar with 'MyUCLA' logo and links for 'Features', 'WebMail', 'Quicklinks', 'Help', and 'Logout'. The user's name 'Hirning, John' is displayed on the right. Below the navigation bar, there is a section for 'FUTURE COURSE PLANNER FOR SPRING 2012'. This section includes tabs for 'SUMMER 2011', 'FALL 2011', 'WINTER 2012' (with a checkmark), and 'SPRING 2012' (with a checkmark). Underneath, there are links for 'Plan', 'Search', 'Links', 'About', and 'URSA'. The main heading is 'Future Course Plan: Spring 2012'. A paragraph of instructions follows: 'Select up to five (5) courses from the tentative offerings below. Rank in order of preference by clicking on the up and down arrows. Click the (X) to remove a class from the list. Your choices (including your rankings) will help departments decide which courses are most important for you. MyUCLA saves your choices, and if the classes are offered, you can use the Class Optimizer in the Class Planner to find possible schedules in the upcoming term. You may come back and alter your course preferences through September 1 for Spring 2012 term.'

Below the instructions, there are two main sections: 'Tentative Course Offerings' and 'Selected Courses'. The 'Tentative Course Offerings' section has a dropdown menu currently showing 'AFRIKAANS'. Below it is a table with two columns: 'Course' and 'Course Title'. The table contains one row: 'AFRKAAN 40' and 'From Oppressed to Oppressor and Beyond: Literature in Afrikaans from Preapartheid to Postapartheid...'. There is an 'add' button to the right of the table. The 'Selected Courses' section has a heading and a table with two columns: 'Rank' and 'Course'. It shows one entry: '1 AFRKAAN 40'. To the right of the course name are icons for 'X', '▲', and '▼'.

Course	Course Title
AFRKAAN 40	From Oppressed to Oppressor and Beyond: Literature in Afrikaans from Preapartheid to Postapartheid...

Rank	Course
1	AFRKAAN 40 X ▲ ▼

Staff View 1

- Future Course Menu



[sample reboot.ini message text on paris]



Search

[UCLA](#) [web](#)

My Features [Index](#)

- Academic
 - Class Planner
 - Classes
 - Email to Class
 - Grades
 - Peer Learning
- Library
 - Library Live OnLine Help
- Productivity
 - Mobile Beta
 - Notices
 - Personal Messages
- Work
 - Class Email Log
 - Course Planner Report
 - Peer Learning Manager

[Bookmarks](#)

[Customize MyUCLA](#)

FUTURE COURSE PLAN REPORTS

Report:

Term:

Subject Area:

Clicker@UCLA

Clicker makes it easy to find and watch 10,000 TV episodes, film, music videos, originals, and UCLA videos. If it's out here, UCLA on Clicker

[Happenings](#)


[Recreation](#)

[Groups](#)

Staff View 2

- Sample Future Course Report
(legend will show color mappings: red – rank 1, orange – rank 2, etc.)

Course Plan Breakdown - MATH - 66F



Staff View 3

- Communication Tool

FUTURE COURSE PLANNING

Term

Subject Area

Reports

Report

(for a nicer printed view, be sure to configure your browser to print background colors)

Future Course Communication

Select a Course:

Rank 1 (63) 2 (27) 3 (10) 4 (11) 5 (11)

Classification / Level Filter

Classification Freshman Sophomore Junior Senior Other

Recipients 122

Subject

Message

Counselor Desktop 1

- Regular Term – With Future Course Rankings

(002-697-035) HIRNING, JOHN MICHAEL

New

THIS STUDENT HAS A FOLDER, AND HAS AT LEAST ONE PETITION, AND IS IN EN, AND HAD 193 TOTAL UNITS AS OF THE END OF 015, AND HAS AT LEAST ONE CONTRACT.

- PROFILE
- AAP SCHOLARSHIP
- AAP SCHOLARSHIP MANAGER
- ACADEMIC PROGRAMS
- ADMISSIONS
- APPOINTMENT SCHEDULER
- CLASS GRADING
- CLASS PLANNER
- CLASS PLANNER ENROLLMENT
- CONTRACT COURSES
- COUNSELOR ASSIGNMENTS
- COUNSELING ROI
- DPR
- DIRECTORY
- ECP
- EDUCATIONAL PLANNER
- ENROLLMENT

Class Planner

Begin Here

12W

Change Term

Future Course Plan:

1. AM IND C121
2. MATH 30
3. COM SCI 31

Stored schedules for 12W:

10/19/11 1:11 PM

Load

Delete

Select a subject area:

AEROSPACE STUDIES

Get Courses



Counselor Desktop 2

- Future Course Rankings

(002-697-035) HIRNING, JOHN MICHAEL

New

THIS STUDENT HAS A FOLDER, AND HAS AT LEAST ONE PETITION, AND IS IN EN, AND HAD 193 TOTAL UNITS AS OF THE END OF 015, AND HAS AT LEAST ONE CONTRACT.

- PROFILE
- AAP SCHOLARSHIP
- AAP SCHOLARSHIP MANAGER
- ACADEMIC PROGRAMS
- ADMISSIONS
- APPOINTMENT SCHEDULER
- CLASS GRADING
- CLASS PLANNER
- CLASS PLANNER ENROLLMENT
- CONTRACT COURSES
- COUNSELOR ASSIGNMENTS
- COUNSELING ROI
- DPR
- DIRECTORY
- ECP
- EDUCATIONAL PLANNER
- ENROLLMENT

Class Planner

Begin Here

12S

Change Term

Future Course Plan:

1. ANTHRO 8
2. ART 11B
3. ASTR 275
4. MATH 31

Class Planner is not yet available for this term.



FCP Implementaion and Successful "Survey" Operation

- From a pure idea "inside" the Klein Bottle...
- To live operation "outside" the Klein Bottle
- From draft report and AVP UG Ed approval...
- To May 6 launch date in just a few weeks
- Over 7500 users by the end of May
- By summer's end 46% of Fall undergrads, or...
- About **HALF** of expected Winter 2012 enrollees...
- Have entered Winter course preferences in FCP

New Challenges for Analytical Support from the IR Office

- FCP updates released over the Summer
- Analysis of “response rates” by major, etc.
- Sorting out implications of these results
- **FCP is a supplement, not a substitute**
- Circulating relevant and timely materials...
- To people making decisions on the ground

Future Course Planner for Winter 2012
FCP Response Rates in Relation to
Fall 2011 Undergraduate Population Totals **

	FCP	NOT	ALL	% FCP
All Undergraduates	12,717	14,532	27,249	46.7

Major Department	FCP	NOT	ALL	% FCP
Applied Linguistics	17	17	34	50.0
Art History	116	103	219	53.0
Asian L&C	69	78	147	46.9
Classics	29	29	58	50.0
Comparative Literature	25	30	55	45.5
English	421	605	1,026	41.0
French & Francophone	28	17	45	62.2
Germanic Languages	10	5	15	66.7
Italian	14	9	23	60.9
Linguistics	176	123	299	58.9
Musicology	21	29	50	42.0
Near Eastern L&C	19	24	43	44.2
Philosophy	191	196	387	49.4
Scandinavian Section		2	2	-
Slavic L&L	6	14	20	30.0
Spanish & Portuguese	80	91	171	46.8
Study of Religion	14	24	38	36.8
Undeclared - Humanities	196	274	470	41.7
Humanities Subtotal	1,432	1,670	3,102	46.2
Computational & Systems	20	11	31	64.5
Ecology & Evolutionary Biology	718	822	1,540	46.6
Integrative Biology & Physiology	514	513	1,027	50.0
MIMG	299	236	535	55.9
MCD Biology	252	228	480	52.5
Neuroscience	340	291	631	53.9
Psychology	1,245	1,416	2,661	46.8
Society & Genetics	11	3	14	78.6
Undeclared - Life Science	231	281	512	45.1
Life Sciences Subtotal	3,770	3,918	7,688	49.0
Atmospheric & Oceanic	16	12	28	57.1
Chemistry & Biochemistry	719	665	1,384	52.0
Earth & Space	37	23	60	61.7
Mathematics	583	552	1,135	51.4
Physics	168	145	313	53.7
Statistics	61	42	103	59.2
Undeclared - Physical Science	109	177	286	38.1
Physical Sciences Subtotal	1,693	1,616	3,309	51.2

**Future Course Planner for Winter 2012 / Number of Undergraduates in Eight Cohort Groups
Listing Specific Courses as 'Top 3' and 'Top 5' Selections**

This Display Limited to 722 Courses with 10+ 'Top 3' Selections

'Top 3' Selections x 2 Compared to Winter 2012 Enrollment Capacity Listed on October 14 / with Identification of 48 Cancelled Classes

		HS 1	HS 2	HS 3	HS 4	HS 5	TR 1	TR 2	TR 3	TOP 3	HS 1	HS 2	HS 3	HS 4	HS 5	TR 1	TR 2	TR 3	TOP 5	TOP 3 x 2	Capacity	Compare	Check
AN N EA	0010W	10	13	5	10		1	1	1	41	14	24	7	17	1	1	1	1	66	82	120	(38)	CANCELLED
AN N EA	130			4	5					10	1	4	6	1					14	20			
APPLING	0030W	6	7	3	4	1	3	1	1	26	16	7	3	5	1	3	2	1	38	52	22	30	add seats ?
APPLING	0040W	8	4	9	6	2				32	11	9	11	7	2				43	64	22	42	add seats ?
APPLING	0101W	2	2	14	12	3	4	3		40	3	6	18	14	4	7	4		56	80	66	14	
ARABIC	0001B	6	16	2	5		6	2		37	9	17	7	8		7	3	1	52	74	75	(1)	
ARABIC	0102B		3	4	3		4	2		16	1	3	5	4	4	3			20	32	25	7	
ART HIS	51	2	8	3	2	2	4	1		22	7	10	4	2	2	4	3		32	44	360	(316)	add seats ? cap zero
ART HIS	54	13	20	13	10	3	6	5		70	26	24	15	12	3	7	5	1	93	140	360	(220)	
ART HIS	100	1			5		6	6		18	3		1	8		12	10		34	36	20	16	
ART HIS	0102B M		2	2	1		12	9		26		2	5	3		17	11		38	52	-		
ART HIS	0103D C		2	2	2		17	8		31		4	2	5		20	10		41	62	80	(18)	
ART HIS	0104A		2	2	12		11	7		34		3	2	13		14	8		40	68	60	8	
ART HIS	0110B	1	2		7	1	10	14		35	1	4	2	10	1	19	19		56	70	80	(10)	
ART HIS	0110F			1	4		3	6	1	15				3	6	5	10	1	25	30	80	(50)	
ART HIS	0114C	2	1	3	9		7	4		26	2	2	5	11		13	8		41	52	80	(28)	
ART HIS	0115D C		1	1	4		5	5		16		1	1	5		9	6		22	32	80	(48)	
ART HIS	0115G C			2			4	5		11			2	2		7	5		16	22	80	(58)	
ART HIS	0118D		1	2	5		13	6		27		2	4	9	1	19	9		44	54	60	(6)	
ART HIS	0150A C		1	2	7		5	9	2	26		1	4	10	1	13	11	2	42	52			
ASIAN	0060W		8	5	2	2				17		10	6	2	2				20	34			CANCELLED
ASIAN	0060W M	9	2	2	3		1	1	1	19	14	4	3	4		3	1	1	30	38	44	(6)	
CHIN	2	15	25	15	8	1	2	4	2	72	28	32	18	10	1	4	4	2	99	144	200	(56)	CANCELLED
CHIN	0002A	3	8	6	4		2			23	7	12	6	4		2			31	46	100	(54)	
CHIN	5	4	1	9	4		2	2	1	23	6	1	9	4		3	3	1	27	46	75	(29)	
CHIN	50	2	6	2	4	1	1	6	1	23	11	9	5	6	2	5	9	1	48	46	100	(54)	
CHIN	0100B	1	1		9		3	3		17	2	1		10		3	3		19	34	75	(41)	
CHIN	0110B			1	1	1	3	5	2	13			1	2	1	3	5	2	14	26	60	(34)	
CHIN	120	1			6	1	3	2		13	2			7	1	3	4		17	26			
CHIN	180		2		3	2	4	5		16		4	3	11	2	8	9		37	32	50	(18)	

At the End of the Day, A New Bridge in Foggy Times

- Linking IR efforts to planning problems
- Looking forward, but not neglecting...
- Certain significant questions, normally...
- Mooted, absent relevant evidence, e.g.
 - “Are students getting top choice courses?”
- Challenge ahead: **Maintaining Momentum**



**The Management of Undergraduate
Course Offerings and the Rise of
Future Course**

Bob Cox

UCLA Office of Analysis and Information Management
rcox@ponet.ucla.edu

California Association for Institutional Research
November 11, 2011 Rohnert Park